

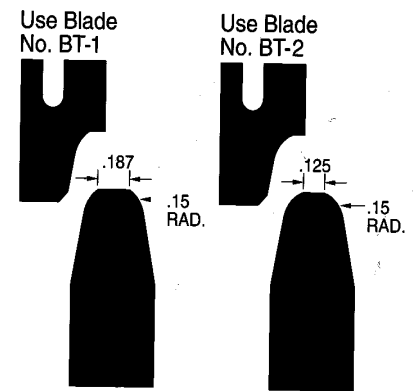
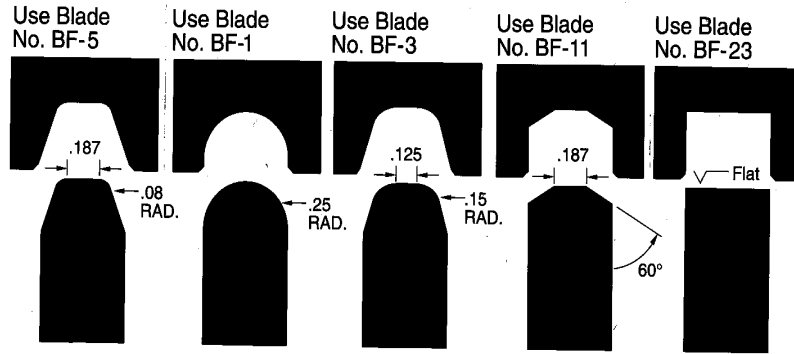
FLUSH TYPE STRAIGHT

FLUSH TYPE TAPERED



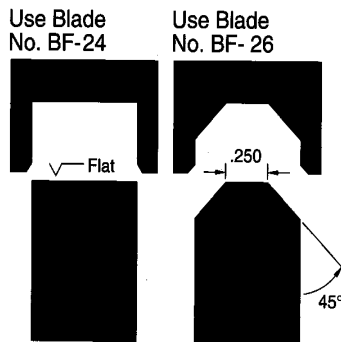
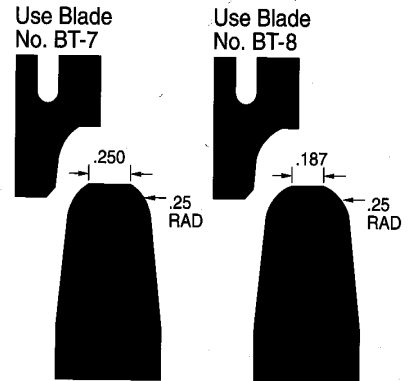
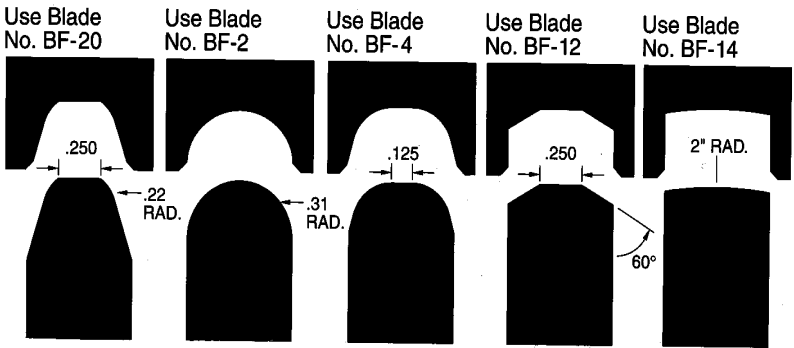
For No. 4RW Electrodes
Use chuck No. C-6 for all.

For No. 4RW Electrodes
Use chuck No. C-3 for all.



For No. 5RW Electrodes
Use chuck No. C-5 for all

For No. 5RW Pointed Electrodes
Use chuck No. C-4 for all



**Solid Style Cutters, 1 Piece
For #4 & #5RW Electrodes**



**Flush Style
Solid Cutter**



**Extended
Solid Cutter**

**Lathe or Drill Press
Adaptor**

